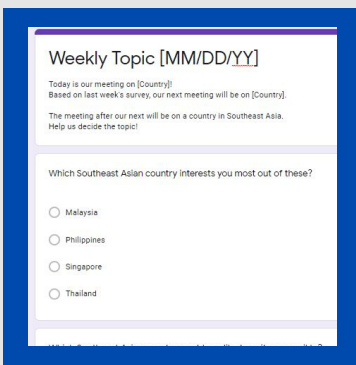


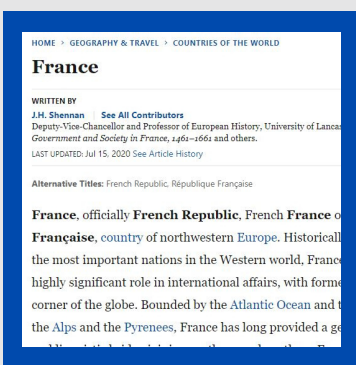
HOW TO PARTICIPATE IN REMOTE MEETINGS

A guide for FLCC



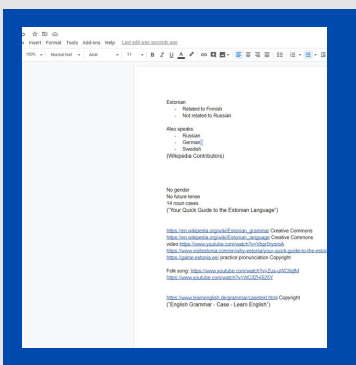
1 TAKE THE SURVEY

Each week, we'll send a link to a Google Form to your Stokes County school email. Your answers will help determine the next week's meeting's topic!



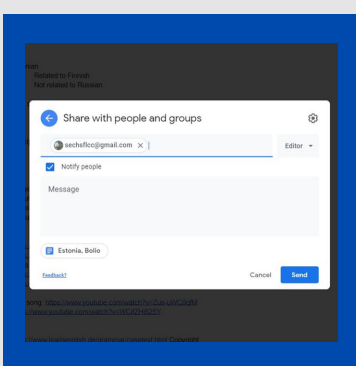
2 START RESEARCH

Check the "**Upcoming**" tab on sechsfllcc.weebly.com to see the new topic! Make sure to read our thorough guide (posted under "**Helpful Documents**" on the website) on how to research. Make sure to complete research **before the deadline!**



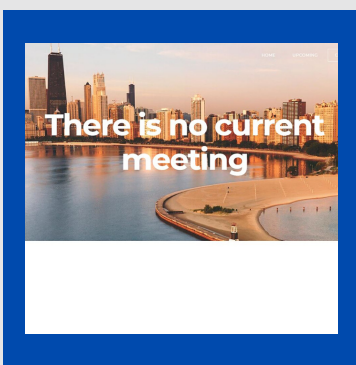
3 REVISE RESEARCH

Once your research is complete, check to ensure that you included all required elements (as specified in the "**How to Research**" document). Make sure you've given proper credit to each source, using our **plagiarism infographic** for help.



4 SHARE RESEARCH

Once you've revised your research, click the "Share" button to share it with **sechsfllcc@gmail.com**.



5 WAIT UNTIL WEDNESDAY

Once your research has been shared, we will begin transferring it to the website. Wait until the following **Wednesday** to see your research (and everyone else's) posted.



6 FOLLOWUP QUESTIONS

Make sure to keep an eye out for a Remind message in case we have any questions concerning your research. If we don't have each required part, we may not be able to post it to the website!